



IMPERIAL HERITAGE SCHOOL

SECTOR-102, GURUGRAM

Holiday Homework

SESSION 2022-23

GRADE- II



“In the summer, the days are long, stretching into each other. Out of school, everything is on pause and yet happening at the same time, this collection of weeks when anything was possible.”

—Sarah Dessen

Dear Parents,

The above quote explains summer in its entirety. The summer season brings along a much needed break from the routine so that we are all ready and rejuvenated to work harder and smarter to achieve our true potential both academically and co scholastically when we join back. Summer vacation is the time when children can be more independent, inquisitive and creative. This is the time to nurture and develop skills, other than intellectual skills. This is the time to get together and enjoy as a family without the stress of deadlines and examinations eating into the “US” time. Take this opportunity to bring out the child in you and try to fulfill some of your childhood dreams with your child as your partner. Trust me, this way you will make memories that you will cherish your lifetime.

Let me in the same breath reiterate that we are sending along some fun filled tasks for your child to remain connected with academics. Holiday homework is focused on bringing out the creative and latent talents and skills of the children in a manner that will be both enjoyable and educative.



I. Summer tips for our babies:

- Dress your children in loose, light-colored clothes.
- Take them for outdoor activities in the morning and evening hours.
- Keep your children hydrated. Make them drink lots of water.
- Help your children learn new things through exploring their interests.
- Books are childrens' best friends. Create your child's interest in different colorful books.
- Motivate your children to speak golden words
- Have a bed-time story session with your kids.

II. Some activities that you can do with your child this summer:

- Learn a new hobby – swimming, roller skating, cricket, karate, golf, summer camp etc.
- Play a game together every day. Computer games are good for the brain , but what about the rest of your body? You do need some exercise, don't you? Indulge in cycling, playing badminton, cricket, kho-kho, hide n' seek anything that makes you run.
- Visit a new place if possible.
- Read the newspaper daily.
- Go for walks as a family. You will realize you have two of the greatest gifts of life.... NATURE and your FAMILY.

III. A word of advice for my children:

- Read at least two books of your interest during the vacation.
- This is your chance to take care of your parents, grandparents, elders and even your younger brothers and sisters. You can surely be of some help to your family members. Ask your family members if they need some help and then do the needful.



Let me end with a beautiful poem by Paul Laurence Dunbar.

*"Oh, summer has clothed the earth
In a cloak from the loom of the sun!
And a mantle, too, of the skies' soft blue,
And a belt where the rivers run.*

*And now for the kiss of the wind,
And the touch of the air's soft hands,
With the rest from strife and the heat of life,
With the freedom of lakes and lands.*

*I envy the farmer's boy
Who sings as he follows the plow;
While the shining green of the young blades lean
To the breezes that cool his brow.*

*He sings to the dewy morn,
No thought of another's ear;
But the song he sings is a chant for kings
And the whole wide world to hear.*

*He sings of the joys of life,
Of the pleasures of work and rest,
From an o'erfull heart, without aim or art;
'T is a song of the merriest ..."*

Enjoy your summer vacations. May you all have an exciting summer full of cheer and fun.

Regards,
Ms. Neelu Sharma
Principal

Happy
Summer
Holidays



NOTE:

Daily write one page each of English and Hindi to help improve your handwriting.

LITERACY

Task 1:

Reading Activity

Read books and make summertime a memorable and an enjoyable one. So, go ahead and pick up as many as stories from the list/link given below and write **one** book review on an A4 sheet.

Students can copy and be creative with the template given below.

- Once Upon a Time by Niki Daly
- Tales from Arabian Nights
- Tales from the Panchatantra
- Aesop's Tales
- Jataka Tales
- The Best of Grandma's Stories - Young Learner's
- The Best of Akbar Birbal
- The Illustrated Stories Of Tenali Raman
- <https://freekidsbooks.org>



Book Review

NAME:-

CLASS:


Title:-

Author:-

SUMMARY OF THE STORY

MAIN CHARACTERS OF THE STORY


DRAW THE PICTURE



Which part you like the most? Why?

Fill the Reading Log for any three books you have read on an A4 sheet.

Start Date	End date	Name of the book	Author	Characters I like the most	Five new words	I think the book is



Task 2:



**Countable
or
uncountable?**

Choose the *uncountable nouns* and find them in the wordsearch.

K	E	T	C	H	U	P	F	I	S	H	T	H
E	C	I	C	O	F	F	E	E	O	F	G	C
G	O	L	D	M	T	U	N	E	F	L	D	H
U	L	G	G	E	I	B	D	B	N	N	S	E
J	A	H	M	W	V	R	C	S	M	V	C	E
A	S	N	M	O	N	E	Y	E	O	I	G	S
J	H	A	I	R	J	A	D	Q	A	O	P	E
C	A	N	D	K	Y	D	K	L	I	A	S	D
S	H	O	A	W	A	T	E	R	M	G	N	B
V	C	P	A	P	E	R	V	T	I	M	E	Z
D	E	W	Q	D	U	I	M	Y	L	L	P	T
D	S	I	U	Z	V	C	X	Y	K	M	I	L

KETCHUP COFFEE CHEESE MONEY WATER GOLD MILK HAIR DEW

HELP BOX:


Submit this sheet along with your English homework.



Task 3:

Create a Flipbook

Cut pictures from the newspapers/magazines of common and proper nouns and create a flipbook by sticking the pictures under the right header. Paste at least ten common nouns and ten proper nouns in the flipbook. Do this activity using 4 A4 size sheets.




EVS

Task 1:

Movie Time

Watch any movie based on the life of any famous personality with your family. In pairs, role-play an interview with the hero of the movie. Decide with the help of your parent the role that each one of you would take up and then think about the questions to be asked and their answers before shooting the video.

Make a video of 2 minutes to 5 minutes and email it your class teacher.



Task 2:

Community Helpers



- Make a Community Helpers Booklet of 6 community helpers.
- Design the cover page.
- Each page in the booklet should have the name of a community helper and should follow the given format.
- Colour and decorate your booklet.

(Example: For Doctor: Can treat sick persons, Has stethoscope, Are humble, caring, Use medicine to cure)

Can.....

Has.....

**NAME & IMAGE
OF THE
COMMUNITY
HELPER**

Is.....

Use.....

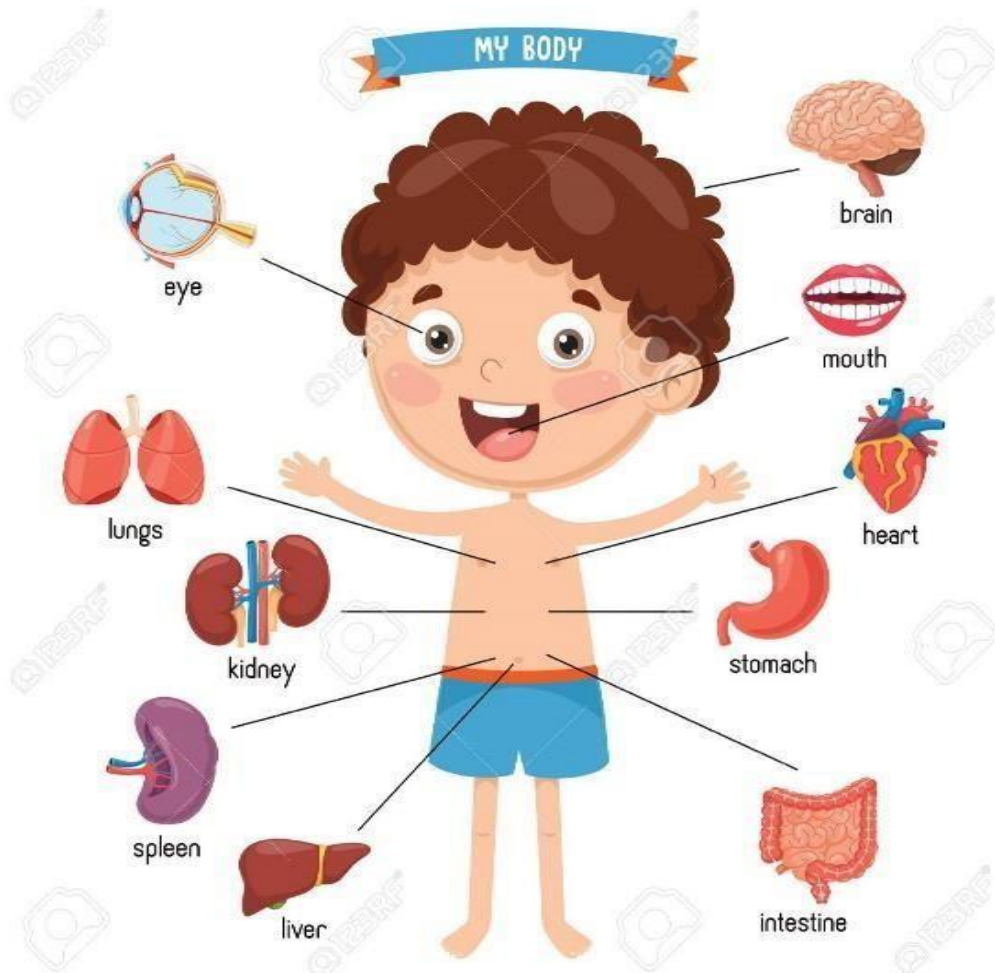
Task 3:

Your body is a brilliant machine with many important parts. It is more than what you see when you look in the mirror- there are different parts that have different jobs, but each part works together so that you can sleep, eat, sit in class and play with your friends.

While there is a lot happening on the outside that you can see, there is even more happening inside our body.

- Make a handmade scrapbook showing five internal and five external parts of the body. You can draw or paste pictures. Write the functions and importance of each body part. Also find out 10 amazing facts of the human body and write them in your scrapbook. Do this activity using 6 A4 size sheets. (Use Method 2 from the given link for making your scrapbook)

<https://www.youtube.com/watch?v=nJbV-1cDPiM>



NUMERACY

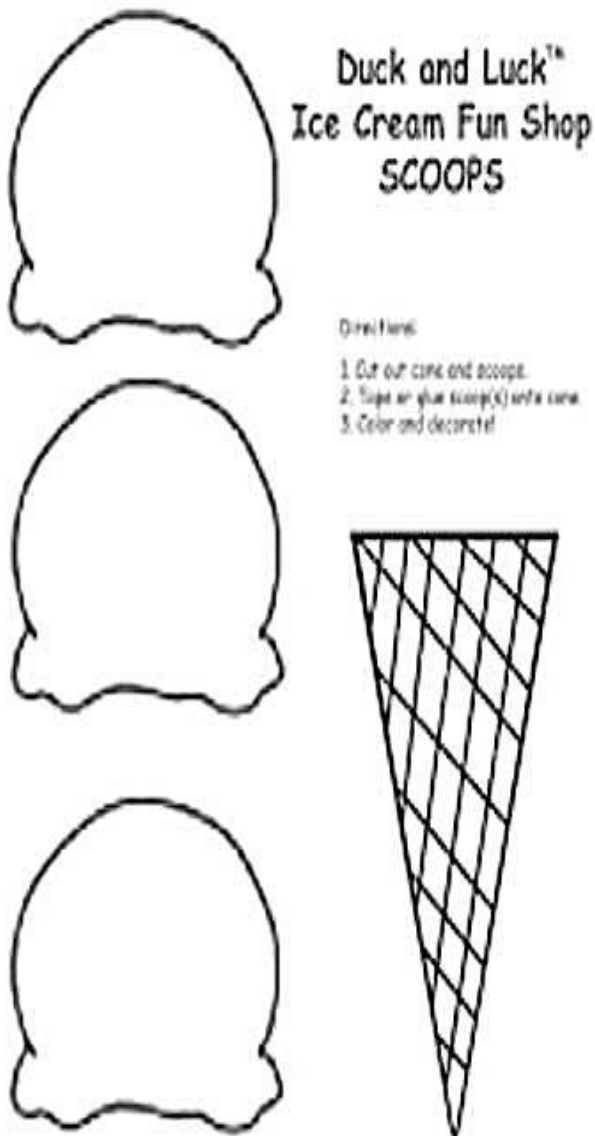
Task 1:

Speaking of hunger, how yummy is this Place Value Ice Cream Math Station? Build ice cream cones for each number by adding the matchingscoops. It comes in a lot of different levels so all of you can enjoy the delicious learning.

You can take help with the given picture.

Students can select any one 2-digit and one 3-digit number of their choice. (Create two such cones on one A4 sheet)

Example:



Task 2:

Grandma's Place Value Quilt

Directions: Help Grandma pick the colours for her new quilt. Read the place value clues below and colour the quilt according to the colour code.

15	11	25	51	75	21	85
31	75	32	72	62	55	81
35	71	52	99	22	41	45
81	65	62	42	12	65	61
85	51	5	21	15	71	75




If there is a 5 in the ones place, color the square blue.

If there is a 2 in the ones place, color the square pink.

If there is a 1 in the ones place, color the square green.

If there is a 9 in the tens place, color the square yellow.



Task 3:

Make a list of 3-digit Indian Helpline numbers (any 6) used in our country. Also write their number names and expanded form.

Direction: Do this in A4 sheet.





S. No.	Helpline numbers	Details	Number Name	Expanded Form	What comes before	What comes after
1.	100	Police	One hundred	1 hundred + 0 ten + 0 ones	99	101
2.						
3.						
4.						
5.						
6.						
7.						

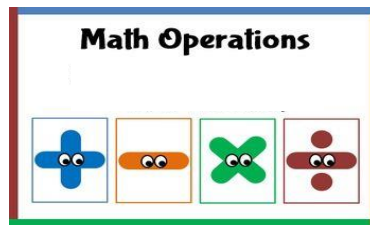
Task 4:

Fun with Minion Avengers Numeracy Mat

Directions:

- Students need to make the below given numeracy mat on A3 sheet (as given in the image).
- Students will make 3 sets of number flashcards 0 -9 (as given in the image).
- Students will make 1 set flashcards of mathematical operations (+,-,x, ÷) (as given in the image).
- Size of each flashcard should be 2x2 inches.

 <p>THOUSANDS</p> <p>Th</p>	 <p>HUNDREDS</p> <p>H</p>	 <p>TENS</p> <p>T</p>	 <p>Units or Ones</p> <p>U</p>



Note: Above images are only for reference

Let's solve the sums with the help of the numeracy mat and number flashcards.

	H	T	O
	4	3	0
+	1	9	2


	H	T	O
	5	6	1
+	3	4	7

	H	T	O
	2	9	5
+	1	8	3

	H	T	O
	7	0	4
+		6	9

	H	T	O
	6	9	3
+	2	0	4

	H	T	O
	7	0	9
+	1	5	8




HINDI

सामान्य निर्देश :-

- 1) हिंदी की कहानी सुनकर उसका चित्र बनाए, ग्रीष्मकालीन अवकाश के बाद कक्षा में गतिविधि द्वारा सुनी जाएगी। गतिविधि के लिए रंगमंच सामग्री)प्रॉप(का प्रयोग करना आवश्यक है।
- 2) एक पतली हिन्दी की कार्यपुस्तिका में प्रतिदिन एक पृष्ठ सुलेख लिखे ।
- 3) चित्र को देखकर उसके बारे में पाँच से आठ वाक्य लिखे।





COMPUTERS

TASK-1:

Students will type in WordPad about the uses of computers in different fields.

TASK-2:

Students will make a poster in MS Paint on "SAVE EARTH".

Example:

